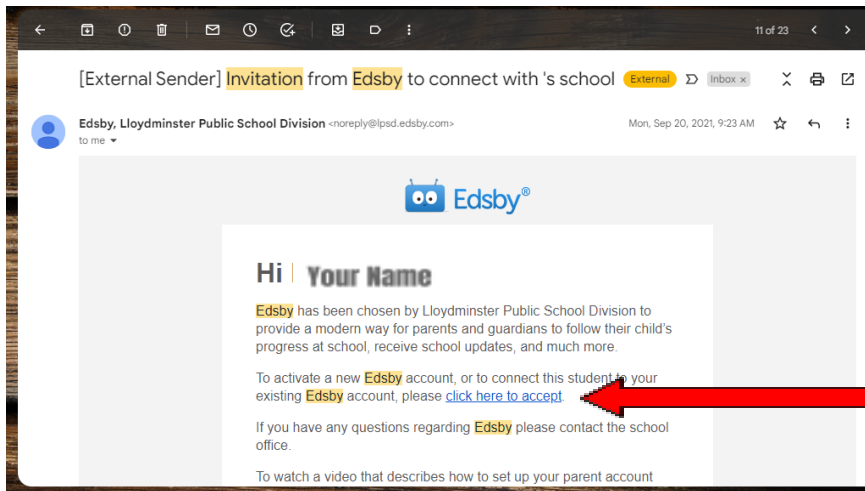


Get familiar with Edsby





Check the email you provided the school to find your invite to Edsby.

If you have more than one student in LPSD, you will need to complete one for each child. Once set up, all children will be available in your Edsby Parent account.


To connect with your child's account, click here. Follow the steps to create an account.

Account Created - Two Ways to access your Parent Edsby Account:

1. Edsby website - <https://lpsd.edsby.com/p/BasePublic/>
 - a. Log in using the email address you created the account with and passwords. Enter Username and Password and click Log In.
2. Edsby App
 - a. Download it to your phone.
 - b. Once you download the app you will be prompted to add your Edsby server address. You will type in **lpsd**



Edsby App Image



Get familiar with Edsby

Edsby on your smartphone will look like this:

Important events happening at school will appear here.

Your child or children will be listed on the home page here.

If your child will not be at school you can enter their absence. This saves our secretaries from having to make phone calls home to check on students.

Learning Story: is where you can access photos and videos of your child's learning and assignments.

Calendar: is where you can find upcoming important dates.

Groups: is where you can locate Teacher classroom group. This is only available if your child's teacher has set it up for their class. This is where classroom information will be shared.

Messages: This is where you will receive messages from your child's teacher or you can send messages to your child's teacher.

Notifications: You can set how you would like to get notified. Click on the bell and then the gear at the top right corner. Click on your child's name, then choose which notifications. Notification bell means a red dot on the bell within the app, by email means Edsby will send you an email to check the notification and on mobile means there will be a red dot on your app on your smartphone.

